

**Wallbeds**  
"n" More

A comfortable extra bed for any room!

# Lodge Bed

Lodge bed set in Caramel



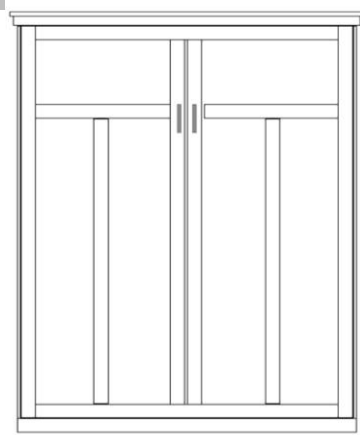
Lodge in Natural below and  
Cognac Red on the left





# Lodge

## Retail Price Sheet



**Finishes:**

- Cognac Red - R
- Natural -N
- Maple -M
- Gray-G
- Cinnamon -E
- Caramel - B
- Sunset -S
- Grey Bark - GB
- Chocolate -D

**Dimensions:**

		Closed / Open
<b>WL-Q</b>	<b>Lodge</b>	
<b>Queen</b>	\$ _____	69 x 18.5 x 90
Birch		69 x 87 x 90

\*\*Can accommodate up to 12" thick mattress

**Hardware:**


- #2 Nickel Cup
- #3 Nickel Bar
- #4 Black Cup
- #10 Cody Black
- #11 Cody Nickel
- #12 Cody Bronze
- #13 Bronze Bar
- #14 Cody Champagne Gold
- #15 Bridge Black
- #16 Bridge Bronze
- #17 Bridge Nickel
- #18 Bridge Brushed Br.

**Lodge Bed**


**WL PIERS**

\*Piers for this bed are only available in 85"

- Small (S) 17.5 x 18.5 x 85
- Medium (M) 25.5 x 18.5 x 85
- Large (L) 33.5 x 18.5 x 85



**OD (S or M)**  
Open/Door  
\$ \_\_\_\_\_  
\$ \_\_\_\_\_



**PT (S, M or L)**  
Open/3 Drawer  
\$ \_\_\_\_\_  
\$ \_\_\_\_\_  
\$ \_\_\_\_\_




**PX (S or M)**  
Wardrobe/File/  
Pencil Drawer  
\$ \_\_\_\_\_  
\$ \_\_\_\_\_



**PL**  
Open/File/  
Pencil Drawer  
(S or M)  
\$ \_\_\_\_\_  
\$ \_\_\_\_\_



**OW (S or M)**  
Open/Drawer  
w/ Pull Out Tray  
\$ \_\_\_\_\_  
\$ \_\_\_\_\_



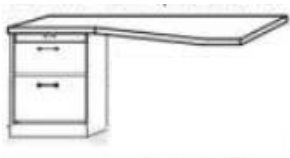
**PW (S or M)**  
Wardrobe/  
3 Drawer  
\$ \_\_\_\_\_  
\$ \_\_\_\_\_



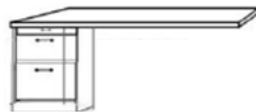
**BK (S or M)**  
Bookcase  
\$ \_\_\_\_\_  
\$ \_\_\_\_\_



**DU (L or R)**  
Door/Open/Pull  
Out/2 Drawer  
\$ \_\_\_\_\_



**SKP**  
Shaped Desk  
83 x 31 x .75  
+  
Pedestal  
24 x 17 x 29  
\$ \_\_\_\_\_



Straight Desk only uses 'ODM' Pier

**KP**  
Straight Desk  
83 x 21 7/8 x 1.5  
+  
Pedestal  
24 x 17 x 29  
\$ \_\_\_\_\_

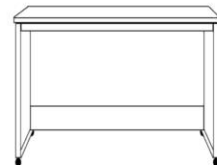


**DPL**  
Large Desk Pier  
33.5 x 18.5 x 85  
\$ \_\_\_\_\_

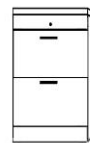
Shaped Desk only uses 'DPL' pier



**FDP**  
Folding Desk Pier  
24 x 85  
  
Desk 48" Long  
Extends to 59"  
\$ \_\_\_\_\_



**DC**  
Desk Cart  
\$ \_\_\_\_\_  
63 x 21 7/8 x  
31 1/2



**NS or NST**  
Nightstand  
24 x 16 x 29  
\$ \_\_\_\_\_  
  
\*Available with  
Drawer (NS) or  
Pullout Tray  
\$ \_\_\_\_\_ (NST)